



Energy Efficiency
PROGRAM

IRA Tax Credits and New IRA Tax Tool

Home Efficiency Market Rate

IRA Tax Credits

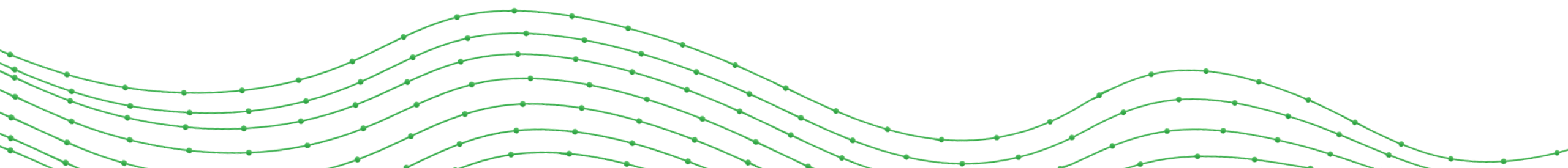
- Through 2032, Federal Income Tax Credits are available to homeowners.
- In the Home Efficiency Market Rate Initiative customers are eligible for tax credits of up to 30% of the costs for:
 - › Qualified residential EE improvements (Insulation and Air Sealing) up to \$1200.
 - › Home energy audits up to \$150.



Energy Efficiency
PROGRAM

Whose eligible?

- Ameren Illinois Market Rate Customer whose primary heating fuel is provided by Ameren Illinois.
- Single family residence, must be primary home.



How does a customer receive the tax credit?



Energy Efficiency PROGRAM

- Ensure they have purchased a qualified improvement by.
 - › Checking the Available Residential Measure Guide.
 - › The ENERGY STAR website:
 - <https://www.energystar.gov/about/federal-tax-credits>
- Save invoice for project costs and details.
- Submit IRS Form 5695 along with the tax return:
<https://www.irs.gov/forms-pubs/about-form-5695>
- Reach out to a tax professional for additional support.

Form **5695** Residential Energy Credits
Department of the Treasury Internal Revenue Service
Attach to Form 1040, 1040-SR, or 1040-NR.
Go to www.irs.gov/Form5695 for instructions and the latest information.
OMB No. 1545-0074
2023
Attachment Sequence No. **75**
Name(s) shown on return _____ Your social security number _____

Part I Residential Clean Energy Credit (See instructions before completing this part.)

Note: Skip lines 1 through 11 if you only have a credit carryforward from 2022.
Enter the complete address of the home where you installed the property and/or technology associated with lines 1 through 4 and 5b. For more than one home, see instructions.

Number and street	Unit no.	City or town	State	ZIP code
1				
2				
3				
4				
5a	Qualified battery storage technology. Does the qualified battery storage technology have a capacity of at least 3 kilowatt hours? (See instructions.) If you checked the "No" box, you cannot claim a credit for qualified battery storage technology.			
5b	If you checked the "Yes" box, enter the qualified battery technology costs.			
6a	Add lines 1 through 5b.			
6b	Multiply line 6a by 30% (0.30).			
7a	Qualified fuel cell property. Was qualified fuel cell property installed on, or in connection with, your main home located in the United States? (See instructions.) If you checked the "No" box, you cannot claim a credit for qualified fuel cell property. Skip lines 7b through 11.			
7b	Enter the complete address of the main home where you installed the fuel cell property.			
8				
9				
10				
11				
12	Credit carryforward from 2022. Enter the amount, if any, from your 2022 Form 5695, line 16.			
13	Add lines 6b, 11, and 12.			
14	Limitation based on tax liability. Enter the amount from the Residential Clean Energy Credit Limit Worksheet. (See instructions.)			
15	Residential clean energy credit. Enter the smaller of line 13 or line 14. Also include this amount on Schedule 3 (Form 1040), line 5a.			
16	Credit carryforward to 2024. If line 15 is less than line 13, subtract line 15 from line 13.			

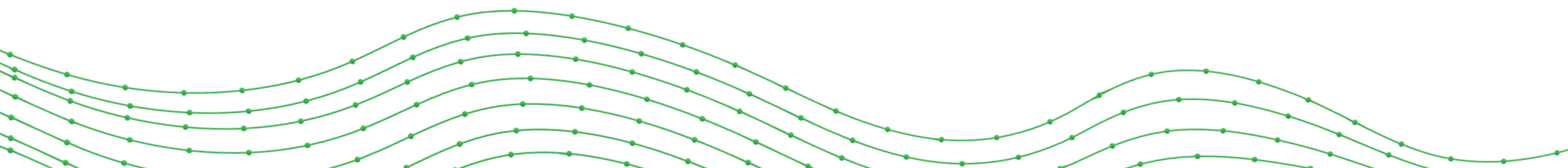
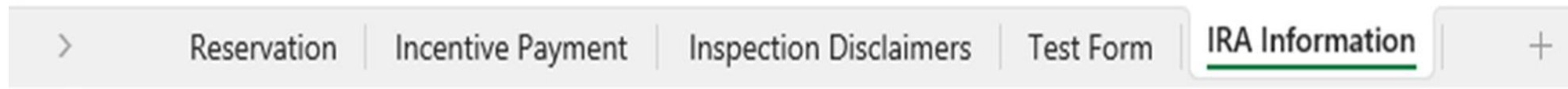
For Paperwork Reduction Act Notice, see your tax return instructions. Cat. No. 135-60P Form 5695 (2023)

IRA Tax Tool



Energy Efficiency
PROGRAM

- Ameren Illinois has designed a IRA tax tool that Program Allies can utilize as a sales tool.
- Through the Home Efficiency Workbook there is a new tab titled.



IRA Tax Tool



Energy Efficiency
PROGRAM

- Reservation

- › Utilize as a sales tool.

- Fill out the reservation request form as usual.
- The Incentive amount will automatically carry over to the IRA information tab.
- Program Ally will enter in their cost for the measure.
- Total will generate automatically.
- Projected total out of pocket project cost.
- Potential tax credit.

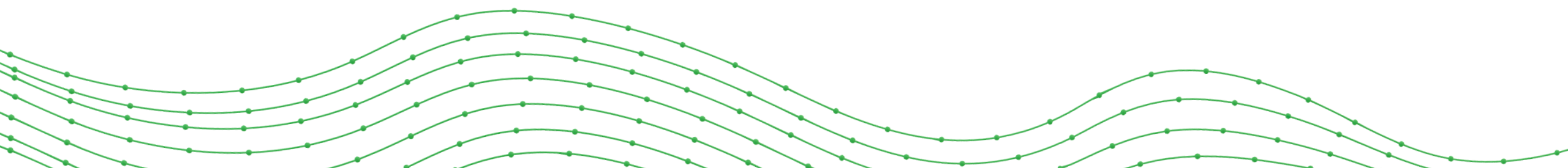
Inflation Reduction Act Information

This project may qualify for Federal Tax Credits through the Inflation Reduction Act. Confirm all details with your tax professional.

Form Directions: The table below is the potential tax credit. Once the project has been completed, follow the instructions under Upon project completion to file.

Allies: Enter the project on the Reservation tab. Enter the cost of the measures in the table below. Use this portion as the sales tool.

Energy Efficiency Improvements	Cost	Incentive	Total
Air Sealing			
Attic Insulation			
Wall Insulation			
Kneewall Insulation			
Rim Joist Insulation			
Crawlspace Wall Insulation			
Duct Sealing			
Audit Assessment			
Projected Total Out of Pocket Project Cost			\$0.00
Potential Tax credit - 30% of above, capped at \$1,200			\$0.00



IRA Tax Tool



Energy Efficiency
PROGRAM

- Incentive Payment

- › Fill out the Incentive payment tab as normal with a project.
- › Incentive will automatically fill on the IRA Information tab.
- › Program Ally will enter cost of the measure in the second table on the IRA Information tab.
- › Total out of pocket project cost, and Tax credit will automatically generate.

Upon project completion:

Allies: Enter the project on the Incentive Payment tab. Enter the cost of the measures in the table below. The cost, incentives, and out of pocket cost must be consistent with the invoice.

Homeowners: For 2024 filing, you may be able to take a credit equal to 30% of the sum of the energy efficiency improvements installed during 2024, capped at \$1,200.

Form 5695 Residential Energy Credits Instructions:

Link to Form 5695 [HERE](#)

1. At the top of the form on Page 1,
 - a. Enter the Name(s) shown on return and social security number
 - b. Enter the Number and street, Unit no., City or town, State, and Zip code
2. Go to Part II on Page 2,
 - a. Check the appropriate Yes/No box for 17a, 17b, 17c
 - b. Enter the Number and street, Unit no., City or town, State, and Zip code in 17d
 - c. Check the appropriate Yes/No box for 17e
 - d. Enter the Total Project Cost (below) in 18a
 - e. Enter the Tax credit (below) in 18b

Energy Efficiency Improvements	Cost	Incentive	Total
Air Sealing			
Attic Insulation			
Wall Insulation			
Kneewall Insulation			
Rim Joist Insulation			
Crawlspace Wall Insulation			
Duct Sealing			
Audit Assessment			
Total Out of Pocket Project Cost - Enter in field 18a			\$0.00
Tax credit - 30% of above, capped at \$1,200 - Enter in field 18b			\$0.00

3. Go to Section B on Page 3,
 - a. Enter the sum of the amounts on 18b, 19e, 20b, 22b, 23b, 24b, 25b, and 26c in 27
 - b. Enter the smaller of line 27 or \$1,200 in 28
 - c. Add lines 28 and 29e and enter in 30
 - d. Limitation based on tax liability. Enter the amount from the Energy Efficient Home Improvement Credit Limit Worksheet.
 - e. Energy efficient home improvement credit. Enter the smaller of line 30 or line 31 in 32. Also include this amount on Schedule 3 (Form 1040), line 5b.

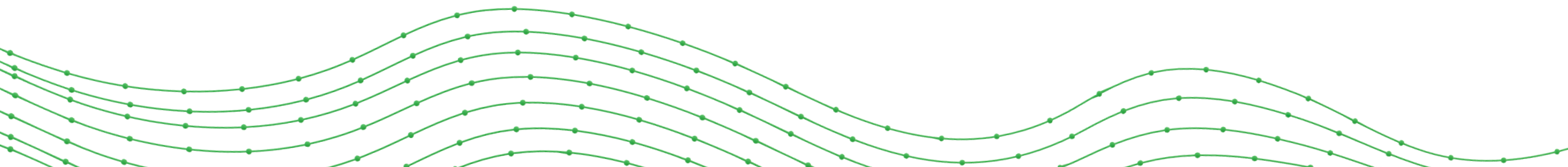
Detailed instructions for Form 5695: [HERE](#)

IRA Tax Tool



Energy Efficiency
PROGRAM

- Once completed the form can be printed out and provided to the customer along with the invoice for the project so they can submit for their tax credits.
- Sample project walk through



Questions?



Energy Efficiency
PROGRAM

AmerenIllinoisSavings.com